

# 26 Anthropomorphic and Geometric Aesthetics

Monday, April 17, 2023

Today:

Bekah Smith	<del>Hajime Kinoko &amp; rope design</del>	Abby Schefer	TBD	Nate Olson	Jeremy Fish
-------------	--	--------------	-----	------------	-------------

START ZOOM recording

Geometric Aesthetics (if there's time)

- Symmetry
- Area Alignment
- Rule of Thirds
- Fibonacci
- Golden Ratio

## Geometric Aesthetics

### Classical Composition

Much comes from classical painting composition, dating far back. These rules are made to be broken. Rules are empirical, not supported by science.

[https://en.wikipedia.org/wiki/Composition\\_%28visual\\_arts%29](https://en.wikipedia.org/wiki/Composition_%28visual_arts%29)

<b>Contents</b> [hide]
1 Elements of design
1.1 Line and shape
1.2 Colour
2 Principles of organization
2.1 Viewpoint (leading the eye)
3 Compositional techniques
3.1 Rule of thirds
3.2 Rule of odds
3.3 Rule of space
3.4 Simplification
3.4.1 Shallow Depth of Field
3.5 Geometry and symmetry
3.6 Creating movement
3.7 Other techniques
4 Example
5 See also
6 References
7 Further reading
8 External links

Leading the audience's attention;  
what to touch first, what second?

Modern implementation in 2D graphic design, part of **Human-Computer Interface (HCI)** research Ware, Colin. *Visual Thinking For Design*. Morgan Kaufmann, 2010. Whole pdf in our AesDes Zotero library

Table of contents: [http://www.amazon.com/Visual-Thinking-Kaufmann-Interactive-Technologies/dp/0123708966#reader\\_0123708966](http://www.amazon.com/Visual-Thinking-Kaufmann-Interactive-Technologies/dp/0123708966#reader_0123708966)

UX design

**VISUAL QUERIES 1**

The Apparatus and Process of Seeing 5  
The Act of Perception 8  
Bottom-Up 10  
Top-Down 12  
Implications for Design 14  
Nested Loops 17  
Distributed Cognition 19  
Conclusion 20

**WHAT WE CAN EASILY SEE 23**

The Machinery of Low-Level Feature Analysis 25  
  What and Where Pathways 26  
  Eye Movement Planning 26  
What Stands Out = What We Can Bias for 27  
  Lessons for Design 33  
  Motion 36  
Visual Search Strategies and Skills 37  
  The Detection Field 37  
  The Visual Search Process 39

Using Multiscale Structure to Design for Search 40

Conclusion 41

**STRUCTURING TWO-DIMENSIONAL SPACE 43**

2.5D Space 44  
The Pattern-Processing Machinery 46  
The Binding Problem: Features to Contours 46  
The Generalized Contour 49  
Texture Regions 50  
Interference and Selective Tuning 51  
Patterns, Channels, and Attention 52  
Intermediate Patterns 53  
Pattern Learning 54  
  Serial Processing 55  
Visual Pattern Queries and the Apprehendable Chunk 55  
  Multi-chunk Queries 56  
Spatial Layout 56  
  Horizontal and Vertical 57  
Pattern for Design 58  
Examples of Pattern Queries with Common Graphical Artifacts 60  
Semantic Pattern Mappings 62

**COLOR 65**

The Color-Processing Machinery 66  
Opponent Process Theory 68  
Channel Properties 69  
Principles for Design 75  
  Showing Detail 75  
Color-Coding Information 77  
  Large and Small Areas 77  
Emphasis and Highlighting 78  
Color Sequences 80  
Color on Shaded Surfaces 83  
Semantics of Color 84  
Conclusion 84

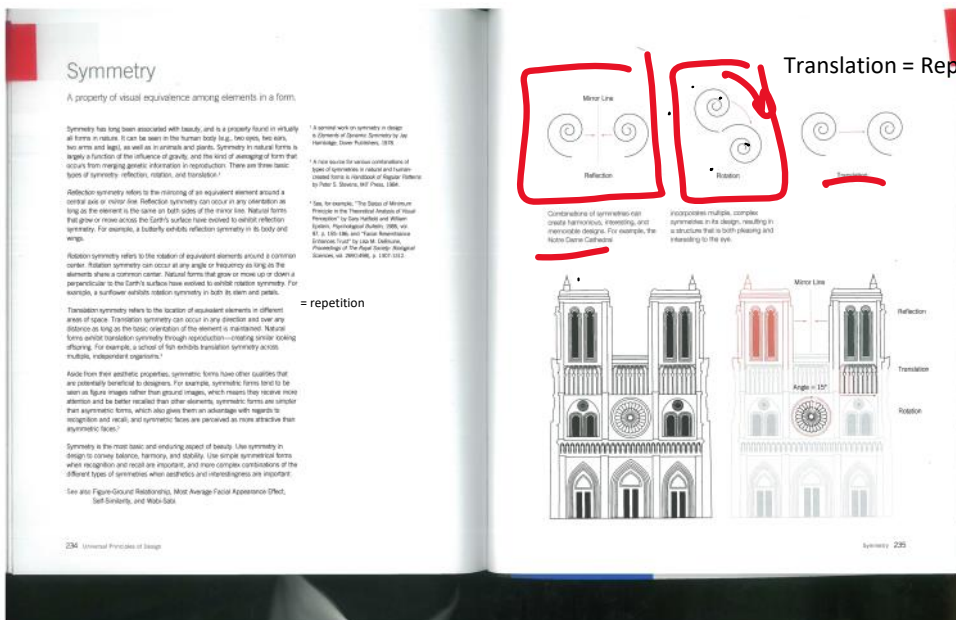
**GETTING THE INFORMATION: VISUAL SPACE AND TIME 87**

Depth Perception and Cue Theory 89  
  Stereoscopic Depth 94  
  Structure from Motion 95


2.5D DESIGN	95
How Much of the Third Dimension?	97
Affordances	99
The Where Pathway	100
Artificial Interactive Spaces	102
Space Traversal and Cognitive Costs	103
Conclusion	105
<b>VISUAL OBJECTS, WORDS, AND MEANING</b>	<b>107</b>
The Inferotemporal Cortex and the What Channel	108
Generalized Views from Patterns	109
Structured Objects	110
Gist and Scene Perception	112
Visual and Verbal Working Memory	114
Verbal Working Memory	115
Control of the Attention and the Cognitive Process	115
Long-term Memory	116
Priming	118
Getting into Visual Working Memory	118
Thinking in Action: Receiving a Cup of Coffee	120
Elaborations and Implications for Design	121
Make Objects Easy to Identify	121
Novelty	122
Images as Symbols	123
Meaning and Emotion	124
Imagery and Desire	125
Conclusion	126
<b>VISUAL AND VERBAL NARRATIVE</b>	<b>129</b>
Visual Thinking Versus Language-Based Thinking	130
Learned Symbols	131
Grammar and Logic	132
Comparing and Contrasting the Verbal and Written Modes	133
Linking Words and Images Through Diexis	135
PowerPoint Presentations and Pointing	136
Mirror Neurons: Copycat Cells	137
Visual Narrative: Capturing the Cognitive Thread	138
Q&A Patterns	139
Framing	139
FINSTs and Divided Attention	140
Shot transitions	141

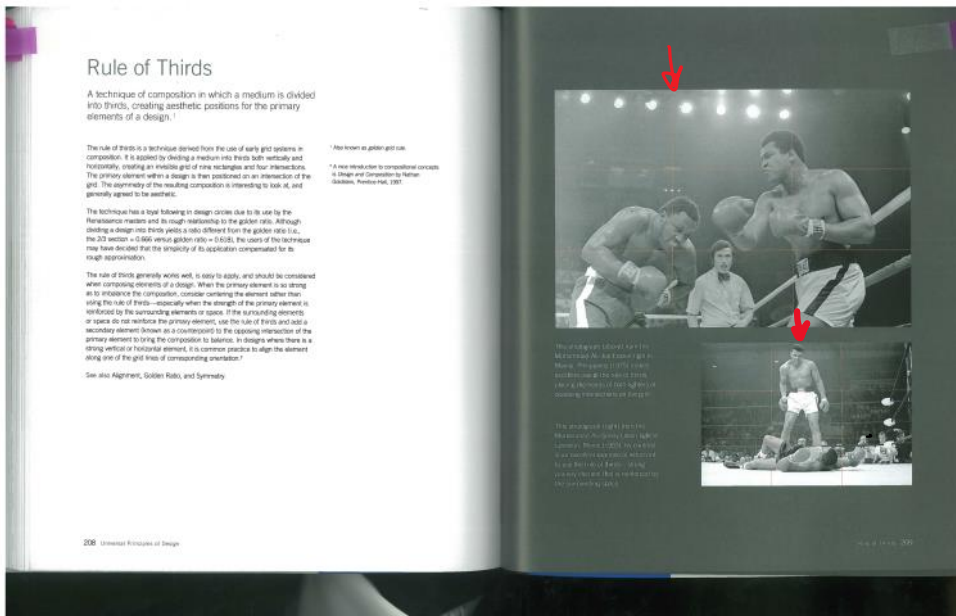
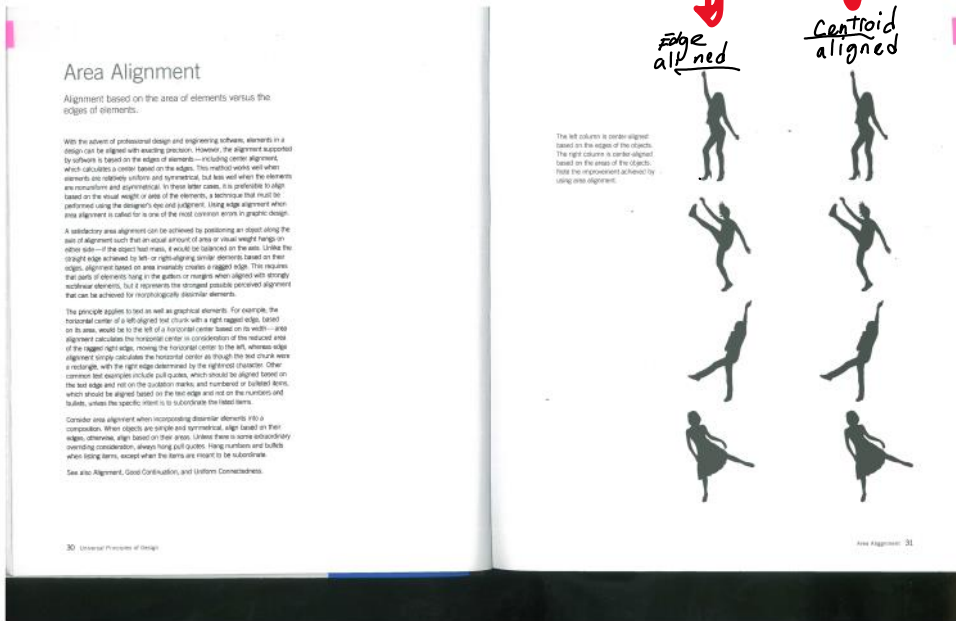
Cartoons and Narrative Diagrams	142
Single-frame Narratives	144
Conclusion	145
<b>CREATIVE META-SEEING</b>	<b>147</b>
Mental Imagery	148
The Magic of the Scribble	152
Diagrams are Ideas Made Concrete	155
Requirements and Early Design	156
Visual Task Analysis	157
The Creative Design Loop	158
Cognitive Economics of Design Sketching	158
The Perceptual Critique	160
Meta-seeing with Design Prototypes	162
Visual Skill Development	163
Conclusion	164
<b>THE DANCE OF MEANING</b>	<b>165</b>
Review	166
Implications	172
Design to Support Pattern Finding	172
Optimizing the Cognitive Process	174
Learning and the Economics of Cognition	177
Attention and the Cognitive Thread	179
What's Next?	181
Index	183

## Universal Principles of Design topics



**Good symmetry works. Asymmetry works. Broken symmetry is tricky.**

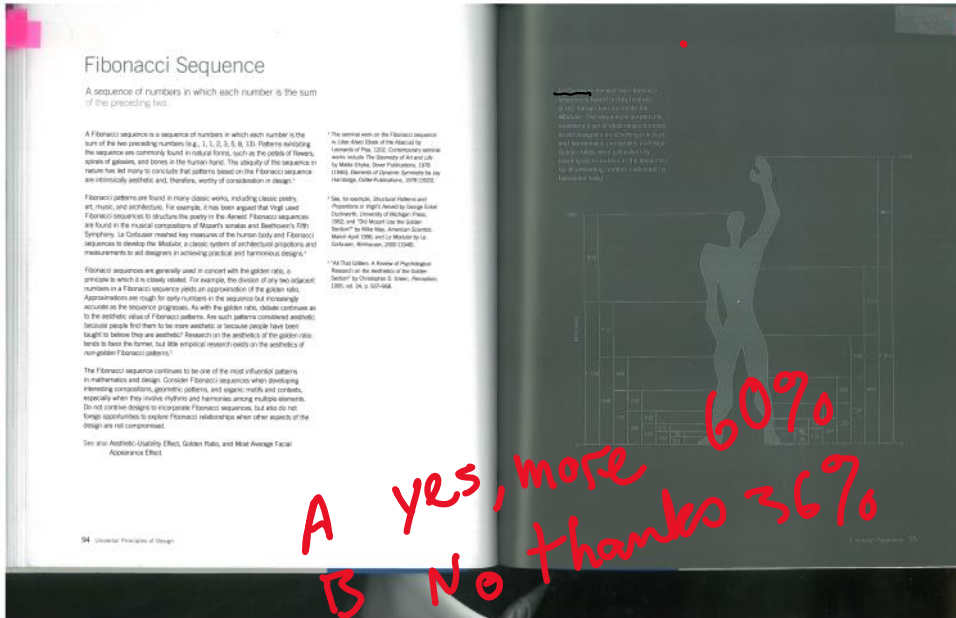




[https://en.wikipedia.org/wiki/Rule\\_of\\_thirds#/media/File:RuleOfThirds-SideBySide.gif](https://en.wikipedia.org/wiki/Rule_of_thirds#/media/File:RuleOfThirds-SideBySide.gif)

The rule of thirds was first written down by John Thomas Smith in 1797.





<https://soundcloud.com/robertinventor/fibonacci-rhythm-no-bar>  
<https://www.facebook.com/david.canright.1/videos/vb.1534748873/10205137603829769/?type=2&theater> Music with both pitches and rhythm determined by Fibonacci series

<https://www.youtube.com/watch?v=RjM8AaNSjhA&index=1&list=PLC1VCzU4q6ohKrlZAscDjylx-gimPul2x> How to draw a Fibonacci spiral

