

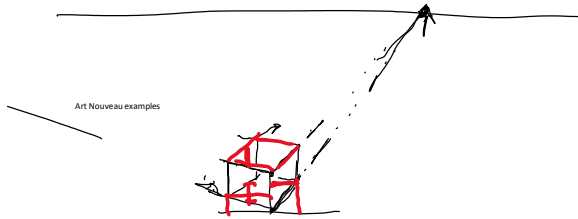
12 Art Nouveau to Bauhaus

Today

Drawing: cube errors



Sketching: Cube errors and exercises




Art Nouveau examples

Wednesday, February 10, 2021

12:22 PM

Sketching: Cube errors and exercises



Sketch a cube using 2 point perspective, like we did last Friday.


Homework exercises. Do these in your sketchbook for practice. Not graded, but you'll be asked to compare your work with neighbors in class.

Admin

Grad students sign up for your presentation slots by Wednesday



Art Nouveau



Art Nouveau examples?

Dusan Jurkovic

Old Main: Spiral staircase

Absinthe fountain at Cheese Importers in Longmont?

Prerequisite practice: you need to be able to draw straight lines at any angle. You can use a straight edge, but try to gain muscle memory and work towards free hand drawing. One week till Upcycle is due! We'll go over presentation logistics on Wednesday.

From Olivia Watkins class notes

Antoni Gaudi

Tarot cards

Gustav Klimt  
Gaudi



from Moldova



Paris Metro stations

<https://www.moma.org/collection/works/2142>

<http://www.worldmarket.com/product/black-wicker+peacock+chair.do>

Stained glass transom and ceiling in Boulderado

Moulin Rouge! 2001 film set in 1900 Paris

Everything changed around 1920. Modernist era began. Abstract shapes, unadorned surfaces, function rules

1914-1918 WORLD WAR I

Economies changed

Exercise 1: Draw a stack of horizontal and

Design  
Previous  
currently

Modernism

schedule for week after Spring Break. Move to before break? Attendance required

Art changed

Design in a Nutshell, from the British Open University: [http://www2.open.ac.uk/openlearn/design\\_nutshell/index.php#](http://www2.open.ac.uk/openlearn/design_nutshell/index.php#)

Bauhaus HAS ROOTS IN DEUTSCHER Werkbund

See timelines

Exercise 2: vertical surfaces. In both, note the foreshortening, how a surface narrows as the surface rotates and moves away from the frontal, or central perspective.

Short discussion: What do you already know about Bauhaus?

1917-1935

A)

In Russia (Revolution was 1905-1917), after WWI and revolution, Constructivists believed that applied arts could bring about a new social order and so began creating "utilitarian" production art and architecture.

Fiell, Charlotte & Peter. Design of the 20th Century. Taschen America, 2012.

Yes, before break  
B) Keep after break

Still trying to integrate craftsmanship with industrialization: 1907-1935. Big change in aesthetics.

Bauhaus video

In 1896, Louis Sullivan wrote:

"It is the pervading law of all things organic and inorganic, of all things physical and metaphysical, of all things human, and all things super-human, of all true manifestations of the head, of the heart, of the soul, that the life is recognizable in its expression, that form ever follows function. This is the law. (Italics in original)"

© iStockphoto.com

Design in a Nutshell, from the British Open University: [http://www2.open.ac.uk/openlearn/design\\_nutshell/index.php#](http://www2.open.ac.uk/openlearn/design_nutshell/index.php#)

Fiell, Charlotte & Peter. Design of the 20th Century. Taschen America, 2012.

Exercise 3: draw a book standing up on a surface, with pages spread out all around

Sans serif fonts

Primary colors: red, yellow blue

Also influenced Bauhaus.

De Stijl

([De Stijl](#)) (Dutch pronunciation: [\[deːˈstɛi̯l\]](#) Dutch for "The Style", also known as neoplasticism, was a Dutch artistic movement founded in 1917 in Amsterdam. The De Stijl consisted of artists and architects. In a narrower sense, the term De Stijl is used to refer to a body of work from 1917 to 1931 founded in the Netherlands.<sup>[2][3]</sup> Proponents of De Stijl advocated pure abstraction and universality by a reduction

directions, and used only primary colors along with black and white.

Perspective: monumental

The **Deutscher Werkbund** (German Association of Craftsmen) is a German association of artists, architects, designers, and industrialists, established in 1907. The Werkbund became an important element in the development of modern architecture and industrial design, particularly in the later creation of the Bauhaus school of design. Its initial purpose was to establish a partnership of product manufacturers with design professionals to improve the competitiveness of German companies in global markets. The Werkbund was less an artistic movement than a state-sponsored effort to integrate traditional crafts and industrial mass-production techniques, to put Germany on a competitive footing with England and the United States. Its motto *Vom Sofa bis zum Städtebau* (from sofa cushions to city-building) indicates its range of interest.

"Form follows function" would become one of the prevailing tenets of modern architects.

**Louis Henry Sullivan** (September 3, 1856 – April 14, 1924) was an American architect, and has been called a "father of skyscrapers" and "father of modernism."  
Yes, I am a modernist. Form follows function. No decorations.

Looking up, convergent lines as part of graphics



Primary colors, red, saturated

Industrial imagery

Exercise 4. Draw a rotating cube in flip book format, maybe at the corner of your notebook. Make this into a GIF to post. Have something come out of the cube at the end for fun.

International Style 1920-1980



Strong diagonal



From [https://en.wikipedia.org/wiki/De\\_Stijl](https://en.wikipedia.org/wiki/De_Stijl)



Yup, Mondrian, among others.

From [https://en.wikipedia.org/wiki/International\\_Style\\_\(architecture\)](https://en.wikipedia.org/wiki/International_Style_(architecture))



Deutscher Werkbund was the start of function driving form. Led to Modernist and Bauhaus movements. Stressed standardization over individuality, standardization and industrial production won.

The **International Style** is a look at a style or architectural style that is said to have emerged in the **1920s**, and built on the formal characteristics of early 20th-century Bauhaus first introduced by American architect Louis Sullivan and Frank Lloyd Wright in 1932, with an emphasis more on architectural style, form and aesthetics than the social aspects of the modern movement as emphasized in Europe. The term "International Style" first came into use via a 1932 exhibition curated by Hitchcock and Johnson, Modern Architecture: International Exhibition, which declared and labeled the architecture of the early 20th century as the "International Style". The most common characteristics of International Style buildings are said to be: i. rectilinear forms; ii. light, taut plane surfaces that have been completely stripped of applied ornamentation and decoration; iii. open interior spaces; iv. a visually weightless quality engendered by the use of cantilever construction. Glass and steel, in combination with usually less visible reinforced concrete, are the characteristic materials of the construction.

8.38 Watch on your own.

Black, White, Red Effect anyone? See Universal Principles of Design videos on LinkedIn Learning, or hardcopy book.

<https://www.linkedin.com/learning/universal-principles-of-design>

Meh. Modernism is OK

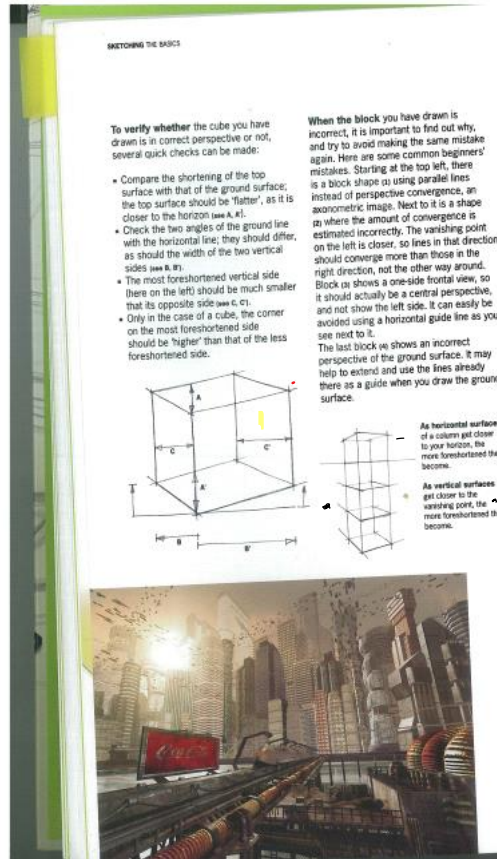
Combo of organic and artificial, people in structures

# 'Iconic' or 'eyesore'? Colorado Building up for landmark status in Boulder

Nine-story, 100-foot tall downtown building would be illegal under city's height limit

By Erica Meltzer  
Camera Staff Writer

Modernist designs are boring  
Sketching: Cube errors and exercises



Homework exercises. Do these in your sketchbook for practice. Not graded, but you'll be asked to compare your work with neighbors in class.

Subdivided spaces

Walter Gropius

Activity: Can you recall any International Style architecture from your home town?

Ludwig Mies van der Rohe

Le Corbusier (father of the open floor plan)

Prerequisite practice: you need to be able to draw straight lines at any angle. You can use a straight edge, but try to gain muscle memory and work towards free hand drawing

Memorize these names; they are touchstones, synonymous with Bauhaus

Ford Design Center, Evanston

Exercise 1: Draw a stack of horizontal and

Exercise 2: vertical surfaces. In both, note the foreshortening, how a surface narrows as the surface rotates and moves away from the frontal, or central perspective.

Exercise 3: draw a book standing up on a surface, with pages spread out all around

Exercise 4: Draw a rotating cube in flip-book format, maybe at the corner of your notebook. Make this into a GIF to post. Have something come out of the cube at the end for fun.